

This constant reaction to the change of an individual's daily working routine was the catalyst for Adapt. Born out of the idea to create mobile partitions — to enable more agile, fluid, and flexible spaces — empowering every user to create spaces that work for them at that moment.

OVERVIEW



AW2016FD



AW2016MF



AW2016SH3DW4



AW2016CHSL

DESIGNER



Senator

Our team of talented in house designers are responsible for creating elegant, innovative furniture designs which not only look beautiful, but minimise the impact on the world around us.

They come from all over the world, but are based in our Design Center located in a quiet Lancashire village just outside the Ribble Valley. Our dedicated facility is over three floors which include studios, a materials test center and prototyping lab.

CERTIFICATION

Standard Features

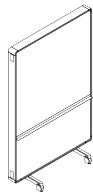
- 1950mm High aluminium powder coated frame
- Castors
- 1250 / 1650 mm wide frames
- MFC / Fabric / Drywipe / Magnetic Drywipe / Media panel options
- Glides
- Shelves
- Sliding Door Storage
- Drawer Storage
- Coat Hanger

Performance Standards

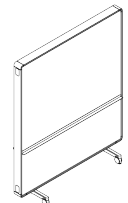
- EN 1023: Part 2: 2000
- EN 16121:2013+A1:2017

DIMENSIONS

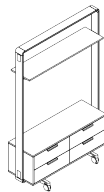
H - 1965 (mm)
W - 1250 (mm)
D - 530 (mm)



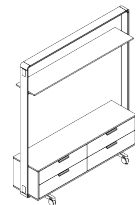
H - 1965 (mm)
W - 1650 (mm)
D - 530 (mm)



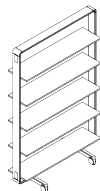
H - 1965 (mm)
W - 1250 (mm)
D - 530 (mm)



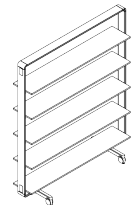
H - 1965 (mm)
W - 1650 (mm)
D - 530 (mm)



H - 1965 (mm)
W - 1250 (mm)
D - 530 (mm)



H - 1965 (mm)
W - 1650 (mm)
D - 530 (mm)



FINISHES


Options

- Aluminium frame available in Black, or White powder coat
- Fabric panels available in Camira Blazer
- MFC panels available in Maple or Strata Oak

Frame Finishes



Black



White

MFC Finishes



Maple



Strata Oak