

The Chemistry range of workstations creates a stylish yet flexible solution that improves productivity and facilitates diversity for individuals and teams. Chemistry can be configured as individual desks or as a bench solution that shares components, allowing for the integration of partitions that form touch down workstations or meeting spaces.

OVERVIEW



Goal Post
Back to Back Bench



"O" Leg
Back to Back Bench



Add On
Back to Back Bench



Goal Post
120° Cluster Desk



"O" Leg
120° Cluster Desk



Add On
120° Cluster Desk

DESIGNER

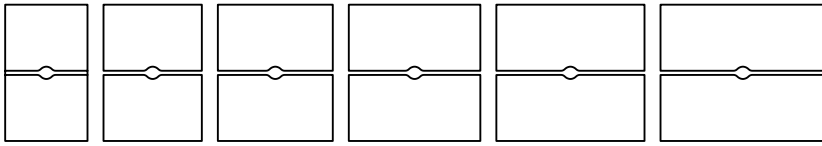


Senator Design

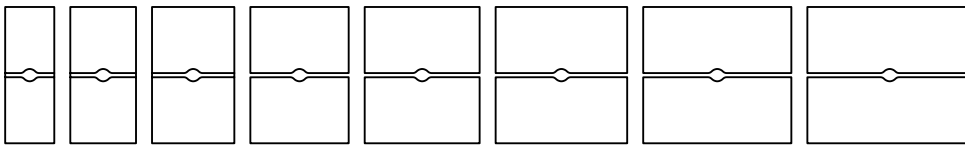
Our team of talented in house designers are responsible for creating elegant, innovative furniture designs which not only look beautiful, but minimise the impact on the world around us.

They come from all over the world, but are based in our Design Centre located in a quiet Lancashire village just outside the Ribble Valley. Our dedicated facility is over three floors which include studios, a materials test centre and prototyping lab.

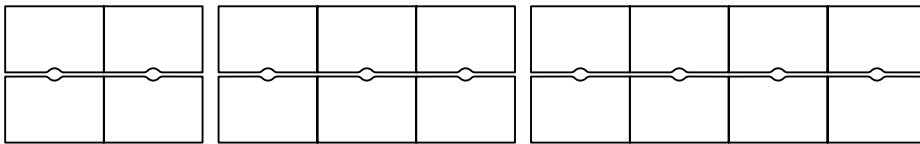
PLANNING



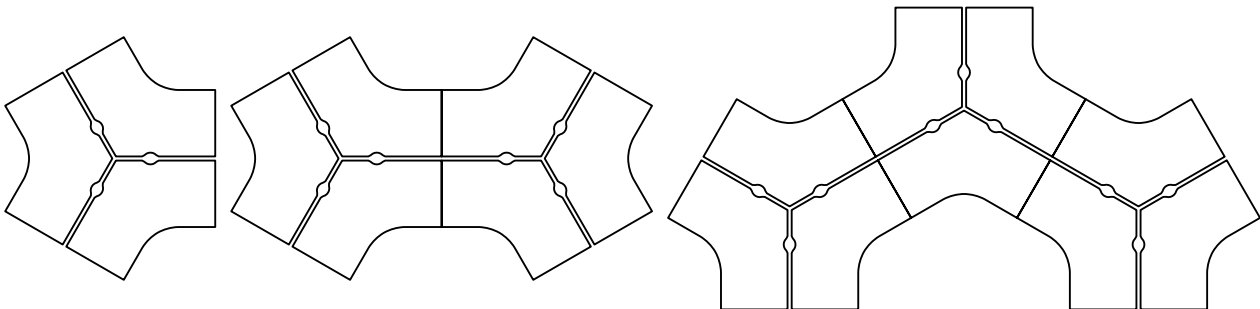
Starter Bench Desks
1000 / 1200 / 1400 / 1600 / 1800 / 2000mm



Add On Bench Desks
600 / 800 / 1000 / 1200 / 1400 / 1600 / 1800 / 2000mm



Benching Clusters
4-Man / 6-Man / 8-Man



120° Benching Clusters
3-Man / 6-Man / 9-Man

CERTIFICATION

Standard Features

- 50mm square Steel tube legs with mitred corners
- 7mm shadow gap between top and frame
- Universally sized Steel dual crossrails
- Levelling feet
- Scalloped cable access
- 25mm MFC rectangular tops or 120° tops

Complementary Options

- Rectangular desk end meeting top
- Desk end storage
- Rectangular returns
- Universal screens
- In desk power modules for meeting tables
- Height adjustable blocks for fixed desk
- Modesty panels
- Hinged cable trays and baskets
- Clad mid leg vertical riser

Accessories

- Monitor arms
- PU desk accessories
- Desk top accessories
- CPU holders
- Electrical accessories

Performance Standards

BSEN527, Part 1, 2011

BSEN527, Part 2, 2016

BSEN 6396 2008

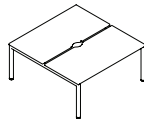
BSEN 9241 Part 5, 1999

BSEN 15372 2008

DIMENSIONS

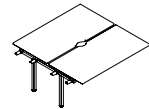
Goal Post and "O" Back to Back Bench

Height: 730mm
Depth: 1650mm
Width: 1000 / 1200 / 1400 / 1600 / 1800 / 2000mm



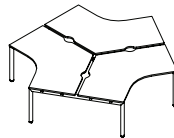
Add On Back to Back Bench

Height: 730mm
Depth: 1650mm
Width: 600 / 800 / 1000 / 1200 / 1400 / 1600 / 1800 / 2000mm



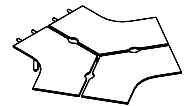
Goal Post and "O" Leg 120° Cluster Desk

Height: 730mm
Depth: 1650mm
Width: 1200mm



Add On 120° Cluster Desk

Height: 730mm
Depth: 1650mm
Width: 1200mm



FINISHES


MFC Finishes - Band 1



MFC Finishes - Band 2




Edge Stains



Contrasting Edge Tapes



Frame/Leg Finishes



All MFC's are available with matching edge tape as standard. Contrasting edge tape can be specified.