

Allermuir

Mote

allermuir.com

Mote

Design – Allermuir

Mote has been designed to provide a holistic solution when designing dynamic environments. Created as a complete lounge seating range, no detail is an afterthought, with every inch having been given careful consideration to eliminate dead space.

The Mote family includes sofas, ottomans, screens and accessories, each linking seamlessly to each other to create a combination of rectilinear and curvilinear forms for beautiful yet defined spaces.



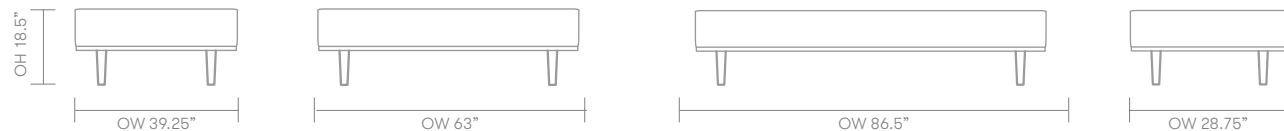
standard & optional features

● Standard feature
 □ Not available

	MTEOT01 Single Seat Ottoman	MTEOT02 Two Seat Ottoman	MTEOT03 Three Seat Ottoman	MTEOT90 90° Ottoman	MTEOT120 120° Ottoman	MTEOT2WC 90° Two way link unit
Weight	□	□	□	□	□	□
Ottoman - Traditional carcass construction with multi density foam	●	●	●	●	●	●
Fully upholstered	●	●	●	●	●	●
Cast aluminum legs finished in Black textured powder coat *	●	●	●	●	●	●
Plastic glides with leveling adjustment	●	●	●	●	●	●
Optional features:						
Cast aluminum frame available in Anthracite Gray or Light Gray	+ \$0	+ \$0	+ \$0	+ \$0	+ \$0	+ \$0
End arms	□	□	□	□	□	□
Single arm - mid	□	+ \$234	□	□	□	□
Double arms - intermediate	□	□	+ \$396	□	□	□
1 x Front facing, frame integrated power unit - 2 x powered USB and 1 x power outlet	+ \$750	+ \$750	□	+ \$750	+ \$750	□
2 x Front facing, frame integrated power unit - 2 x powered USB and 1 x power outlet	□	□	+ \$1,400	□	□	□
1 x Rear facing, frame integrated power unit - 2 x powered USB and 1 x power outlet	+ \$750	+ \$750	□	□	□	□
2 x Rear facing, frame integrated power unit - 2 x powered USB and 1 x power outlet	□	□	+ \$1,400	+ \$1,400	+ \$1,400	□
Two-tone upholstery (use the price for the highest grade of the fabric selected)	+ \$100	+ \$150	+ \$150	+ \$150	+ \$150	+ \$100

Ships Fully Assembled

dimensions – OH - Overall Height OD - Overall Depth OW - Overall Width AH - Arm Height SH - Seat Height SW - Seat Width SD - Seat Depth



Fabric Grade	0	1	2	3	4	5	6	7	8	9	COM	COL	
MTEOT01 • Single seat ottoman	-	1,895	1,979	2,075	2,197	2,317	2,437	2,558	2,798	3,280	1,895	-	
											4 yds		
MTEOT02 • Two seat ottoman	-	2,633	2,741	2,866	3,019	3,176	3,328	3,483	3,793	4,413	2,633	-	
											6.25 yds		
MTEOT03 • Three seat ottoman	-	3,342	3,480	3,635	3,831	4,027	4,222	4,420	4,811	5,595	3,342	-	
											8 yds		
MTEOT90 • 90° angled ottoman	-	4,328	4,484	4,662	4,886	5,110	5,334	5,556	6,003	6,896	4,328	-	
											7 yds		
MTEOT120 • 120° angled ottoman	-	4,436	4,616	4,822	5,082	5,337	5,596	5,852	6,369	7,399	4,436	-	
											6.1 yds		
MTEOT2WC • 90° two way link unit	-	1,895	1,979	2,075	2,197	2,317	2,437	2,558	2,796	3,280	1,895	-	
											4 yds		

A, B = Leather

COM = Customers own Material (yds)

COL = Customers own Leather (sq ft.)

All prices listed in US \$

Linking Kit

MTE-LINK

• Optional linking kit available to link two adjacent Mote units together

90

dimensions – OH - Overall Height OD - Overall Depth OW - Overall Width AH - Arm Height SH - Seat Height SW - Seat Width SD - Seat Depth



Mote

Design – Allermuir

Mote has been designed to provide a holistic solution when designing dynamic environments. Created as a complete lounge seating range, no detail is an afterthought, with every inch having been given careful consideration to eliminate dead space.

The Mote family includes sofas, ottomans, screens and accessories, each linking seamlessly to each other to create a combination of rectilinear and curvilinear forms for beautiful yet defined spaces.



standard & optional features

● Standard feature
 □ Not available

	MTESF01 Single Seat Sofa	MTESF02 Two Seat Sofa	MTESF03 Three Seat Sofa	MTESF90 90° Sofa	MTESF120 120° Sofa	MTESF240 90° Sofa reversed	MTESF270 120° Sofa reversed
Weight	□	□	□	□	□	□	□
Sofa - Traditional carcass construction with multi-density foam	●	●	●	●	●	●	●
Fully upholstered	●	●	●	●	●	●	●
Cast aluminum legs finished in Black textured powder coat	●	●	●	●	●	●	●
Plastic glides with leveling adjustment	●	●	●	●	●	●	●
Optional features:							
Cast aluminum frame available in Anthracite Gray or Light Gray	+ \$0	+ \$0	+ \$0	+ \$0	+ \$0	+ \$0	+ \$0
End arms	+ \$396	+ \$396	+ \$396	□	□	□	□
Single arm - mid	□	+ \$236	□	□	□	□	□
Double arms - intermediate	□	□	+ \$396	□	□	□	□
1 x Front facing, frame integrated power unit - 2 x powered USB and 1 x power outlet	+ \$750	+ \$750	□	+ \$750	+ \$750	□	□
2 x Front facing, frame integrated power unit - 2 x powered USB and 1 x power outlet	□	□	+ \$1,400	□	□	+ \$1,400	+ \$1,400
1 x Rear facing, frame integrated power unit - 2 x powered USB and 1 x power outlet	+ \$750	+ \$750	□	□	□	+ \$750	+ \$750
2 x Rear facing, frame integrated power unit - 2 x powered USB and 1 x power outlet	□	□	+ \$1,400	+ \$1,400	+ \$1,400	□	□
Two-tone upholstery (use the price for the highest grade of the fabric selected)	+ \$100	+ \$150	+ \$150	+ \$150	+ \$150	+ \$150	+ \$150

Please note that Mote is not suitable for upholstery in leather.

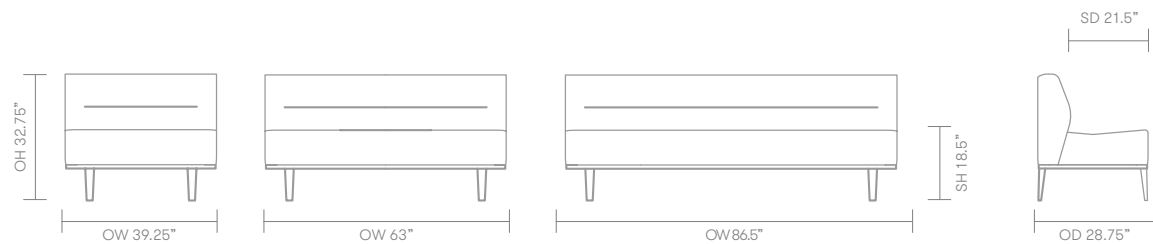
Ships Fully Assembled

All fabrics will be railroad stitched due to the size of the product.

* Click here to see available Finishes.

* Click here to see available Fabrics.

dimensions – OH - Overall Height OD - Overall Depth OW - Overall Width AH - Arm Height SH - Seat Height SW - Seat Width SD - Seat Depth



Fabric Grade	0	1	2	3	4	5	6	7	8	9	COM	COL
MTESF01 • Single seat sofa	-	2,611	2,715	2,835	2,989	3,139	3,289	3,442	3,742	4,348	2,611 6.5 yds	-
MTESF02 • Two seat sofa	-	3,585	3,735	3,904	4,117	4,329	4,543	4,755	5,782	6,035	3,585 8.25 yds	-
MTESF03 • Three seat sofa	-	4,644	4,838	5,057	5,331	5,607	5,883	6,157	6,706	7,806	4,644 11 yds	-
MTESF90 • 90° angled sofa	-	6,581	6,822	7,097	7,441	7,783	8,128	8,471	9,158	10,532	6,581 9.5 yds	-
MTESF120 • 120° angled sofa	-	6,757	7,023	7,326	7,703	8,080	8,458	8,837	9,593	11,103	6,757 8.5 yds	-
MTESF240 • 90° angled sofa reversed	-	6,581	6,822	7,097	7,441	7,783	8,128	8,471	9,158	10,532	6,581 9.5 yds	-
MTESF270 • 120° angled sofa reversed	-	6,757	7,023	7,326	7,703	8,080	8,458	8,837	9,593	11,103	6,757 8.25 yds	-



A, B = Leather

COM = Customers own Material (yds)

COL = Customers own Leather (sq ft)

All prices listed in US \$

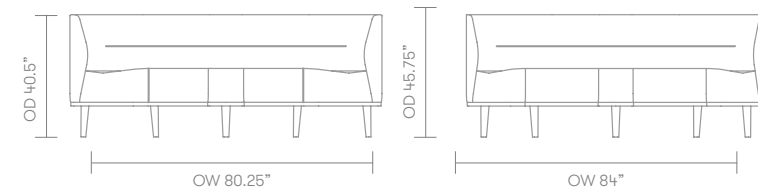
Linking Kit

MTE-LINK

• Optional linking kit available to link two adjacent Mote units together

90

dimensions – OH - Overall Height OD - Overall Depth OW - Overall Width AH - Arm Height SH - Seat Height SW - Seat Width SD - Seat Depth



Mote

Design – Allermuir

Mote has been designed to provide a holistic solution when designing dynamic environments. Created as a complete lounge seating range, no detail is an afterthought, with every inch having been given careful consideration to eliminate dead space.

The Mote family includes sofas, ottomans, screens and accessories, each linking seamlessly to each other to create a combination of rectilinear and curvilinear forms for beautiful yet defined spaces.



standard & optional features

- Standard feature
- Not available

	MTEBSS01 Single Seat Sofa With Rear Screen	MTEBSS02 Two Seat Sofa With Rear Screen	MTEBSS03 Three Seat Sofa With Rear Screen	MTEBSS90 90° Angled Sofa With Rear Screen	MTEBSS120 120° Rear Screen
Weight	□	□	□	□	□
Sofa - Traditional carcass construction with multi density foam	●	●	●	●	●
Rear screens	●	●	●	●	●
Fully upholstered	●	●	●	●	●
Cast aluminum legs finished in Black textured powder coat *	●	●	●	●	●
Plastic glides with leveling adjustment	●	●	●	●	●

Optional features:

	MTEBSS01	MTEBSS02	MTEBSS03	MTEBSS90	MTEBSS120
Cast aluminum frame available in Anthracite Gray or Light Gray	+ \$0	+ \$0	+ \$0	+ \$0	+ \$0
End arms	+ \$396	+ \$396	+ \$396	□	□
Single arm - mid	□	+ \$234	□	□	□
Double arms - intermediate	□	□	+ \$396	□	□
1 x Front facing, frame integrated power unit - 2 x powered USB and 1 x power outlet	+ \$750	+ \$750	□	+ \$750	+ \$750
2 x Front facing, frame integrated power unit - 2 x powered USB and 1 x power outlet	□	□	+ \$1,400	□	□
1 x Rear facing, frame integrated power unit - 2 x powered USB and 1 x power outlet	+ \$750	+ \$750	□	□	□
2 x Rear facing, frame integrated power unit - 2 x powered USB and 1 x power outlet	□	□	+ \$1,400	+ \$1,400	+ \$1,400
Two-tone upholstery (use the price for the highest grade of the fabric selected)	+ \$100	+ \$150	+ \$150	+ \$150	+ \$150

Please note that Mote is not suitable for upholstery in leather.

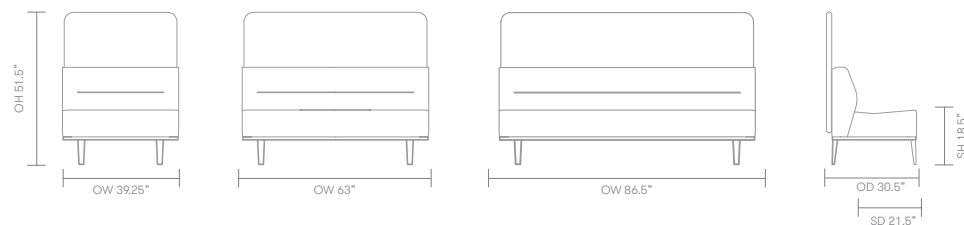
Ships Fully Assembled

All fabrics will be railroad stitched due to the size of the product.

* [Click here to see available Finishes.](#)

* [Click here to see available Fabrics.](#)

dimensions – OH - Overall Height OD - Overall Depth OW - Overall Width AH - Arm Height SH - Seat Height SW - Seat Width SD - Seat Depth



Fabric Grade	0	1	2	3	4	5	6	7	8	9	COM	COL
MTEBSS01 • Single seat sofa • Rear Screen	-	3,533	3,689	3,870	4,090	4,314	4,538	4,762	5,209	6,100	3,533 8.75 yds	-
MTEBSS02 • Two seat sofa • Rear Screen	-	4,776	5,005	5,265	5,592	5,918	6,244	6,570	7,224	8,528	4,776 13 yds	-
MTEBSS03 • Three seat sofa • Rear Screen	-	6,029	6,330	6,673	7,102	7,531	7,961	8,392	9,249	10,967	6,029 17.75 yds	-
MTEBSS90 • 90° angled sofa • Rear screen	-	8,842	9,227	9,667	10,217	10,768	11,317	11,878	12,964	15,163	8,842 18.25 yds	-
MTEBSS120 • 120° angled sofa • Rear screen	-	8,993	9,400	9,869	10,451	11,035	11,621	12,203	13,373	15,709	8,993 17 yds	-

A, B = Leather

All prices listed in US \$

COM = Customers own Material (yds)

COL = Customers own Leather (sq ft.)

Linking Kit

MTE-LINK

• Optional linking kit available to link two adjacent Mote units together

90

Mote

Design – Allermuir

Mote has been designed to provide a holistic solution when designing dynamic environments. Created as a complete lounge seating range, no detail is an afterthought, with every inch having been given careful consideration to eliminate dead space.

The Mote family includes sofas, ottomans, screens and accessories, each linking seamlessly to each other to create a combination of rectilinear and curvilinear forms for beautiful yet defined spaces.



standard & optional features

- Standard feature
- Not available

	MTEBSF01	MTEBSF02	MTEBSF03	MTEBCSL01	MTEBCSR01
	Single seat sofa with rear and side screens	Two seat sofa with rear and side screens	Three seat sofa with rear and side screens	Single seat sofa with rear and left hand corner screen	Single seat sofa with rear and right hand corner screen
Weight	□	□	□	□	□
Sofa - Traditional carcass construction with multi density foam	●	●	●	●	●
Rear and side screens	●	●	●	□	□
Rear and left hand corner screen with arm	□	□	□	●	□
Rear and right hand corner screen with arm	□	□	□	□	●
Fully upholstered	●	●	●	●	●
End arms	●	●	●	□	□
Cast aluminum legs finished in Black textured powder coat *	●	●	●	●	●
Plastic glides with leveling adjustment	●	●	●	●	●
Optional features:					
Cast aluminum frame available in Anthracite Gray or Light Gray	+ \$0	+ \$0	+ \$0	+ \$0	+ \$0
Single arm - mid	□	+ \$234	□	□	□
Double arms - intermediate	□	□	+ \$396	□	□
2 x Bag/Coat hooks finished in satin chrome fitted to the outer left hand screen	□	□	□	+ \$130	□
2 x Bag/Coat hooks finished in satin chrome fitted to the outer right hand screen	□	□	□	□	+ \$130
4 x Bag/Coat hooks finished in satin chrome fitted to left and right hand outer screens	+ \$260	+ \$260	+ \$260	□	□
1 x Front facing, frame integrated power unit - 2 x powered USB and 1 x power outlet	+ \$750	+ \$750	□	+ \$750	+ \$750
2 x Front facing, frame integrated power unit - 2 x powered USB and 1 x power outlet	□	□	+ \$1,400	□	□
1 x Rear facing, frame integrated power unit - 2 x powered USB and 1 x power outlet	+ \$750	+ \$750	□	+ \$750	+ \$750
2 x Rear facing, frame integrated power unit - 2 x powered USB and 1 x power outlet	□	□	+ \$1,400	□	□
Two-tone upholstery (use the price for the highest grade of the fabric selected)	+ \$150	+ \$150	+ \$150	+ \$150	+ \$150

Please note that Mote is not suitable for upholstery in leather.

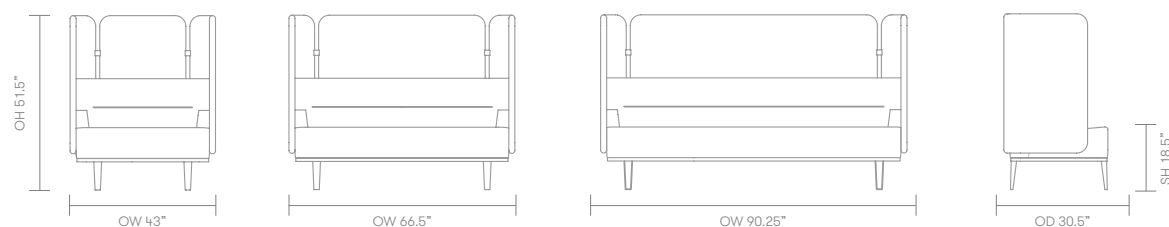
All fabrics will be railroad stitched due to the size of the product.

* Click here to see available Finishes.

* Click here to see available Fabrics.

Ships Fully Assembled

dimensions – OH - Overall Height OD - Overall Depth OW - Overall Width AH - Arm Height SH - Seat Height SW - Seat Width SD - Seat Depth



Fabric Grade	0	1	2	3	4	5	6	7	8	9	COM	COL
MTEBSF01 • Single seat sofa • Rear and side screens	-	5,522	5,745	6,002	6,321	6,639	6,959	7,277	7,919	9,196	5,522	-
											11.75 yds	
MTEBSF02 • Two seat sofa • Rear and side screens	-	6,857	7,153	7,491	7,912	8,337	8,758	9,181	10,025	11,716	6,857	-
											16.25 yds	
MTEBSF03 • Three seat sofa • Rear and side screens	-	8,132	8,505	8,932	9,463	9,996	10,530	11,062	12,127	14,256	8,132	-
											20.75 yds	
MTEBCSL01 • Single seat sofa • Rear and left hand corner screen	-	4,681	4,878	5,102	5,385	5,667	5,959	6,231	6,793	7,920	4,681	-
											10.5 yds	
MTEBCSR01 • Single seat sofa • Rear and right hand corner screen	-	4,681	4,878	5,102	5,385	5,667	5,959	6,231	6,793	7,920	4,681	-
											10.5 yds	

A, B = Leather

All prices listed in US \$

COM = Customers own Material (yds)

COL = Customers own Leather (sq ft.)

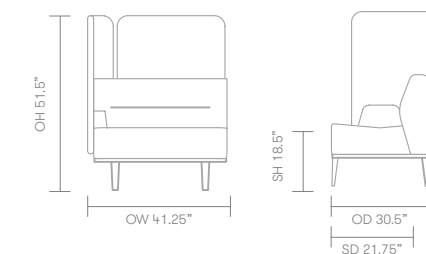
Linking Kit

MTE-LINK

• Optional linking kit available to link two adjacent Mote units together

90

dimensions – OH - Overall Height OD - Overall Depth OW - Overall Width AH - Arm Height SH - Seat Height SW - Seat Width SD - Seat Depth



Mote

Design – Allermuir

Mote has been designed to provide a holistic solution when designing dynamic environments. Created as a complete lounge seating range, no detail is an afterthought, with every inch having been given careful consideration to eliminate dead space.

The Mote family includes sofas, ottomans, screens and accessories, each linking seamlessly to each other to create a combination of rectilinear and curvilinear forms for beautiful yet defined spaces.



standard & optional features

- Standard feature
- Not available

	MTEBSF01SP Single seat with storage	MTEBSF10C Single seat sofa Canopy	MTEBSF10CSP Single seat with storage Canopy	MTEBSF20C Double Seat with canopy	MTE-FST Footstool
Weight	□	□	□	□	□
Sofa - Traditional carcass construction with multi density foam	●	●	●	●	●
Fully upholstered	●	●	●	●	●
Cast Aluminum legs and Aluminum perimeter frame finished in Black textured powder coat*	●	●	●	●	□
Plastic glides with leveling adjustment	●	●	●	●	□
Plastic glides	□	□	□	□	●
Back and side screens with cast Aluminum linking brackets in black powder coat	●	●	●	●	□
Hinged worksurface (RH) with incorporated 1 x power outlet, USB charging with 5 foot power cable - White	●	□	●	□	□
1" TFL top with a matching edge profile, available in Winter Oak, Strata Oak, Urban Maple, Highland Oak, Carini Walnut, and White	●	□	●	□	□
End arms	□	●	□	●	□

Optional features:

Cast aluminum frame available in Anthracite Gray or Light Gray	+ \$0	+ \$0	+ \$0	+ \$0	+ \$0
Single arm - mid	-	-	-	+ \$234	-
2 x Bag/Coat hooks finished in Satin Chrome fitted to left or right hand outer screens	-	-	-	-	-
4 x Bag/Coat hooks finished in Satin Chrome fitted to left or right hand outer screens	-	-	-	-	-
1 x Front facing, frame integrated power unit - 2 x powered USB and 1 x power outlet	-	+ \$750	-	+ \$750	-
1 x Rear facing, frame integrated power unit - 2 x powered USB and 1 x power outlet	-	-	-	-	-
Two-tone upholstery (use the price for the highest grade of the fabric selected)	+ \$150	+ \$150	+ \$150	+ \$150	+ \$50
Felt glides	-	-	-	-	+ \$25

Please note that Mote is not suitable for upholstery in leather.

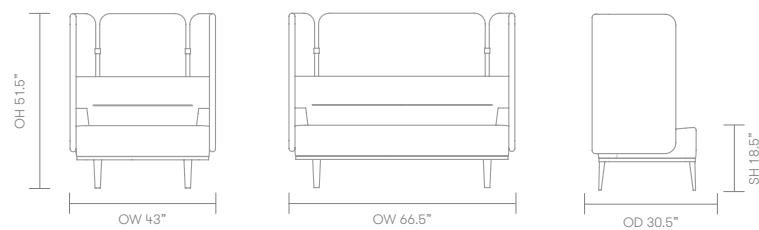
All fabrics will be railroad stitched due to the size of the product.

* Click here to see available Finishes.

* Click here to see available Fabrics.

Ships Fully Assembled

dimensions – OH - Overall Height OD - Overall Depth OW - Overall Width AH - Arm Height SH - Seat Height SW - Seat Width SD - Seat Depth



[Back to index](#)

Fabric Grade	0	1	2	3	4	5	6	7	8	9	COM	COL
MTE-BSF01SP • Single seat sofa • Storage • Rear and side screens	-	7,652	7,954	8,300	8,732	9,165	9,598	10,030	10,895	12,625	7.652	-
											11.75 yds	
MTE-BSF10C • Single seat sofa • Canopy • Side Screens • End Arms	-	7,307	7,554	7,835	8,188	8,541	8,892	9,246	9,949	11,360	7.307	-
											11.0 yds	
MTE-BSF10CSP • Single seat sofa • Canopy • Side Screens • Lift Up Table Storage	-	8,915	9,238	9,609	10,069	10,533	10,996	11,457	12,384	14,233	8,915	-
											14.25 yds	
MTE-BSF20C • Two seat sofa • Canopy • Side Screens • End Arms	-	8,835	9,341	9,920	10,641	11,363	12,086	12,809	14,254	17,142	8,835	-
											17.25 yds	
MTE-FST • Footstool 18.5"h x 22"w x 15.25"d	-	891	917	947	985	1,022	1,061	1,098	1,173	1,325	891	-
											2.25 yds	

A, B = Leather

COM = Customers own Material (yds)

COL = Customers own Leather (sq ft.)

All prices listed in US \$

Linking Kit

MTE-LINK

- Optional linking kit available to link two adjacent Mote units together

90

dimensions – OH - Overall Height OD - Overall Depth OW - Overall Width AH - Arm Height SH - Seat Height SW - Seat Width SD - Seat Depth

Mote

Design – Allermuir

Mote has been designed to provide a holistic solution when designing dynamic environments. Created as a complete lounge seating range, no detail is an afterthought, with every inch having been given careful consideration to eliminate dead space.

The Mote family includes sofas, ottomans, screens and accessories, each linking seamlessly to each other to create a combination of rectilinear and curvilinear forms for beautiful yet defined spaces.



standard & optional features

- Standard feature
- ☐ Not available

	MTEBR90 90° Bridging Screen	MTEBR120 120° Bridging Screen	MTEMED01 Media Panel	MTEMEDTB11 Two Seat Table	MTEMEDTB12 Four / Six Seat Table
Weight	☐	☐	☐	☐	☐
Fully upholstered	●	●	●	☐	☐
Screen attachment brackets in Black *	●	●	●	☐	☐
1" TFL Standard finish top with a matching edge profile, available in Strata Oak, Urban Maple, White, Greige Castello Oak, Dark Rockford Hickory, Winter Oak, and Light Gray	☐	☐	☐	●	●
Fully upholstered table support in fabric matching bridging screen	☐	☐	☐	●	●
Table support base plate finished in Black textured powder coat *	☐	☐	☐	●	●
Plastic glides	☐	☐	☐	●	●

Optional features:

Integral vertical cable management - cable exit point below table	☐	☐	+\$100	☐	☐
Integral vertical cable management - cable exit point above table	☐	☐	+\$100	☐	☐
Table edge profile can be stained in Solid Black, Espresso or Solid White	☐	☐	☐	+\$30	+\$30
Table support base plate available in Anthracite Gray or Light Gray	☐	☐	☐	+\$0	+\$0
1" TFL top with a matching edge profile, available in Premium Solid TFL finishes: Basalt, Premium White, Premium Black, Taupe Gray, Slate Gray, Cobalt Gray, Alby Blue, Smoke Green, and Deep Sahara	☐	☐	☐	+\$35	+\$35

Accessories

MTE-WBF Magnetic dry whiteboard - front facing	295
MTE-WBR Magnetic dry whiteboard - rear facing	295



Ships Fully Assembled

Please note that Mote is not suitable for upholstery in leather.


All fabrics will be railroad stitched due to the size of the product.

* Click here to see available Finishes.

* Click here to see available Fabrics.

[Back to index](#)

Fabric Grade	0	1	2	3	4	5	6	7	8	9	COM	COL
MTEBR90 • 90° bridging screen	-	1,260	1,324	1,394	1,484	1,573	1,661	1,753	1,931	2,287	1,260	-
											3.5 yds	
MTEBR120 • 120° bridging screen	-	1,260	1,324	1,394	1,484	1,573	1,661	1,753	1,931	2,287	1,260	-
											3.5 yds	
MTEMED01 • Media panel	-	1,480	1,543	1,614	1,705	1,792	1,882	1,971	2,148	2,508	1,480	-
											3.5 yds	



		1	2	3	4	5	6	7	8	9	COM	COL
MTE-MEDTB11 • Two seat table • TFL table top • Edge 44		1,743	1,790	1,842	1,909	1,974	2,041	2,106	2,239	2,502	1,743	-
											2.25 yds	
MTE-MEDTB12 • Four / six seat table • TFL table top • Edge 44		1,788	1,858	1,937	2,038	2,138	2,239	2,338	2,538	2,939	1,788	-
											3.25 yds	



A, B = Leather

COM = Customers own Material (yds)

COL = Customers own Leather (sq ft)


All prices listed in US \$

Linking Kit


MTE-LINK • Optional linking kit available to link two adjacent Mote units together	90
--	----

Mote

TFL Standard



TFL Premium Colors



TFL Premium Wood Grains



Frame Finishes

